



Immediate Discipleship

Lord's Supper

I. Member Care (15 minutes)

- i. Member Care
 - a. Pray to know Him deeper and to hear Holy Spirit speak and move.
 - b. Ask everyone to share about their week, including highs and lows.
 - ii. Loving Accountability
 - a. How was time in God's Word and time in prayer?
 - b. Did you share with someone this past week?
 - c. Were you obedient to what Jesus called you to?
 - iii. Vision Casting
 - a. Read Matthew 28:18-20. What does disciple making look like?
-

II. Study Scripture (30 minutes)

- i. Read the Command: Luke 22:19-20
 - ii. Read the Story: Luke 22:7-20
 - iii. Head
 - a. Discuss observations and facts.
 - b. What does the story tell us about God and people?
 - iv. Heart
 - a. Discuss the emotions of the characters in the story.
 - b. How does this make you feel?
 - v. Hands
 - a. Discuss what God is inviting the reader into through the story.
 - b. What does this story make you want to do?
 - vi. Dive Deeper:
 - a. What is the Lord's Supper? Matthew 26:26-29
 - b. Why do we eat the Lord's Supper? Exodus 12, 1 Corinthians 11:23-29
 - c. How do we receive the Lord's Supper? John 13:1-17
 - vii. Set Goals
 - a. Who do you know that needs to hear this story?
 - b. What from today's lesson does Jesus want you to obey this week?
-

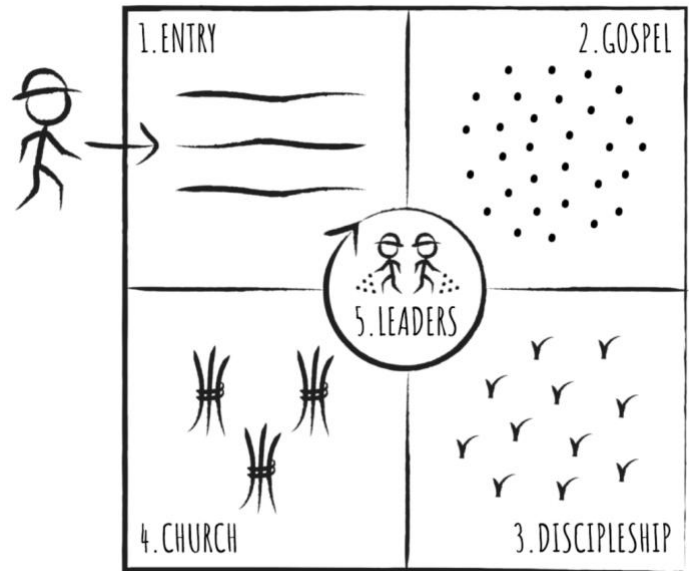
III. Equipping (15 minutes)

- i. 4 Fields

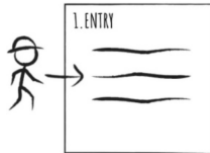
Four Fields

We observe throughout the gospels that Jesus modeled a pattern for reaching lostness in a community that the disciples and apostles followed in the book of Acts. There were five parts of Jesus' strategy. Before we walk through the five parts, a story may help.

There once was a farmer who entered into an empty field where there was nothing growing. He does what every good farmer would do, sews seeds. He does not just saw them sparingly but broadly, all over the field. Now, the farmer cannot cause the seed to sprout, but once they do sprout there are things he can do to help it grow and mature, like make sure it gets water and enough sunlight. Once the crop is fully grown, the farmer puts the sickle to it and gathers it together. He then takes some of the new seeds from the harvest and uses it to cause the process to reproduce, over and over again.

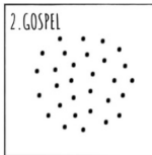


1. Entry



The empty field represents the lostness. This step identifies who to engage and how to engage them?

2. Gospel



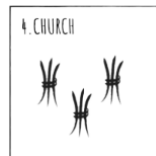
The seeded field represents sharing the gospel. This step requires you to go out and share the good news of Jesus in a simple, effective and reproduceable way.

3. Discipleship



The sprouting crops represent people who have decided to follow the Way of Jesus. This step involves walking along side of and teaching new believers how to grow in relationship with Jesus, including living out His Great Commission.

4. Church



The bushelled grains represent followers of Jesus who are committed to meeting together. This step gathers believers together to form a church that encourages and cares for one another, worships Jesus together, and grows in their identity in Christ.

5. Leaders



The farmers in the middle represent leaders. This step revolves around identifying and developing leaders so that the whole thing can reproduce, multiplying God's Kingdom.